

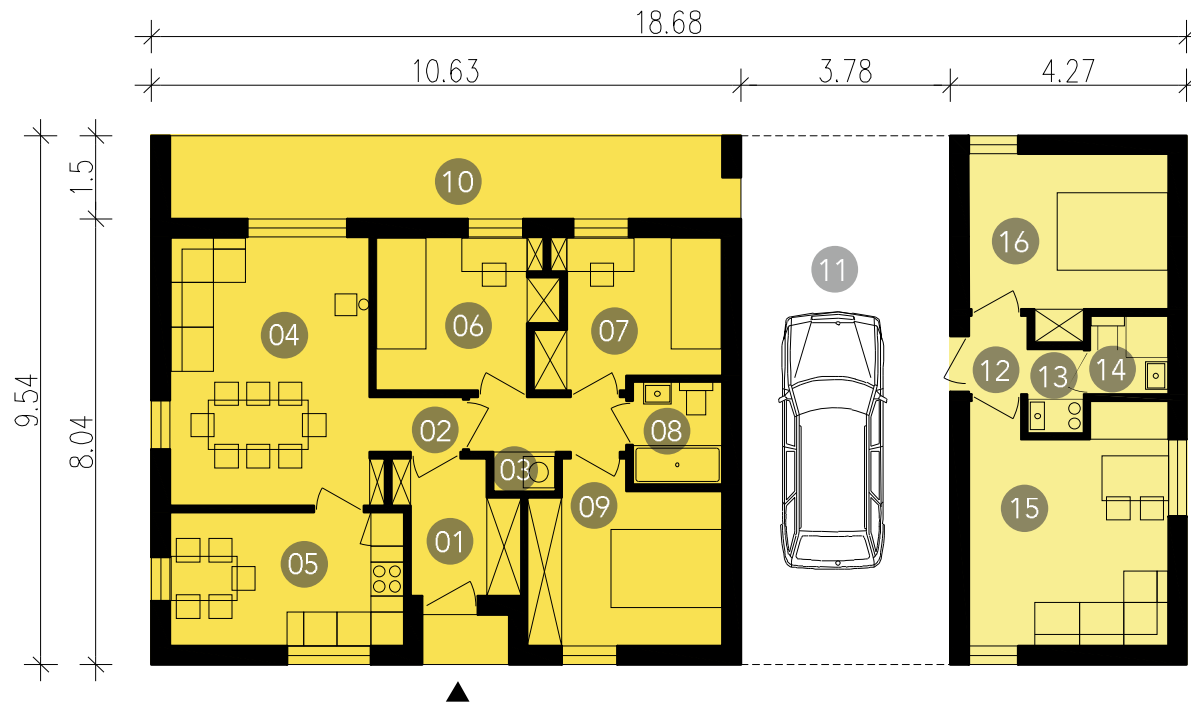




LD691_15-Z01-S03_2 
LD691_30-Z01-S03_2 

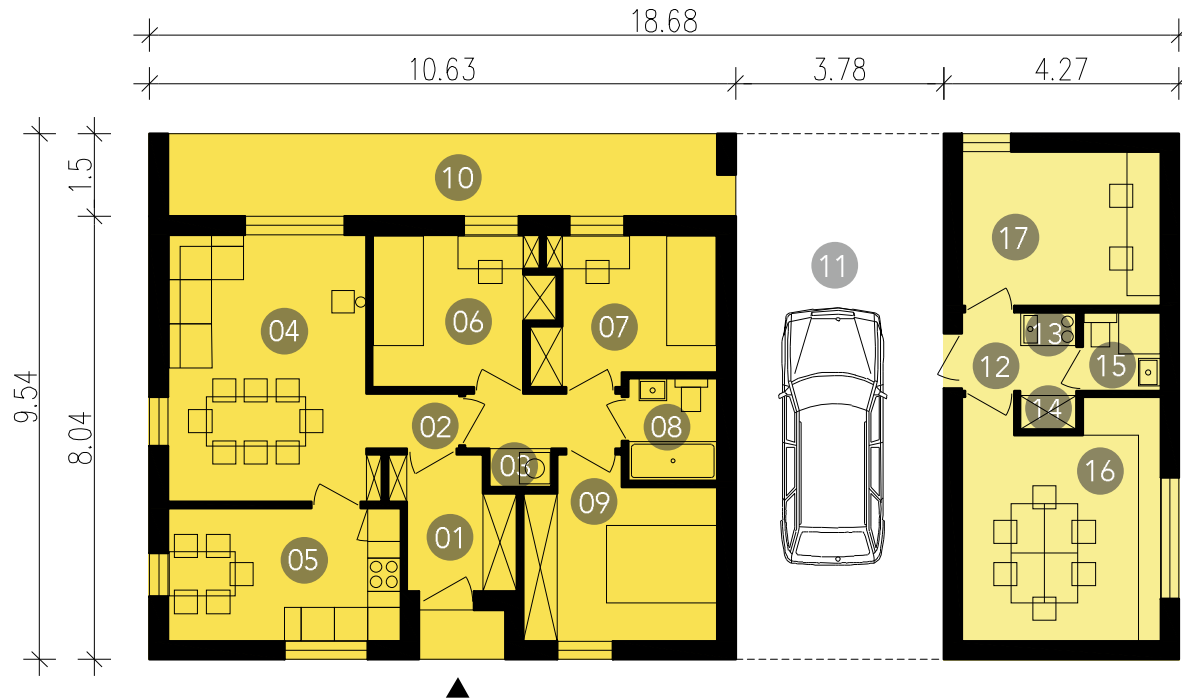


LD691_15-Z01-S03_2
LD691_30-Z01-S03_2

This basic module is supplemented with a carport for parking a car and storing bicycles and a residential studio for growing up child or a senior. Beams in the carport provide extra space ideal for storing sports equipment.

01.hallway 4.8m²/ **02.**corridor 4.6m²/ **03.**laundry room/boiler room 0.8m²/ **04.**dining room and living room m²/ **05.**kitchen 10.2m²/ **06.**single bedroom 8.5m²/ **07.**single bedroom 8.1m²/ **08.**bathroom 3m²/ **09.**double bedroom 10.4m²/ **10.**terrace 15.2m²/ **11.**carport 36m²/ **12.**hallway 1.5m²/ **13.**kitchen 2 1.5m²/ **14.**bathroom 2m²/ **15.**dining room and living room 15.1m²/ **16.**double bedroom 10.6m²



LD691_15_Z01-S03_1 
 LD691_30-Z01-S03_1 

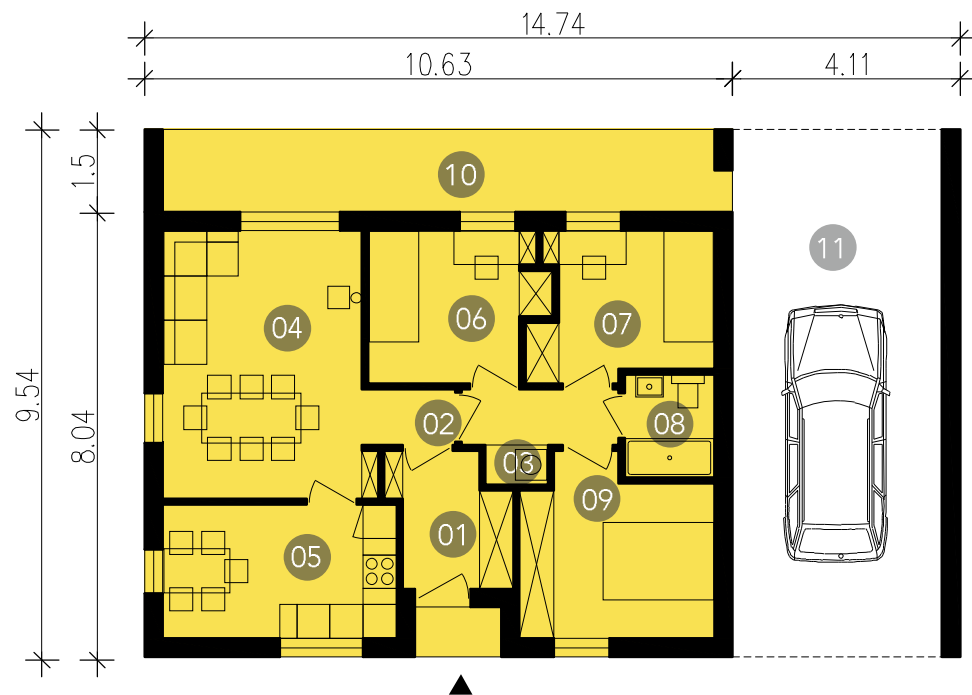


LD691_15_Z01-S03_1
LD691_30-Z01-S03_1

This basic module is supplemented with a carport for parking a car and storing bicycles and a storage room. Beams in the carport provide extra space ideal for storing sports equipment.

01.hallway 4.8m²/ **02.**corridor 4.6m²/ **03.**laundry room/boiler room 0.8m²/ **04.**dining room and living room 17m²/ **05.**kitchen 10.2m²/ **06.**single bedroom 8.5m²/ **07.**single bedroom 8.1m²/ **08.**Bathroom 3m²/ **09.**Double bedroom 10.4m²/ **10.**Terrace 15.2m²/ **11.**carport 36m²/ **12.**Hallway 1.5m²/ **13.**Kitchen annex 1.5m²/ **14.**Pantry 0.6m²/ **15.**bathroom 2m²/ **16.**office 15.1m²/ **17.**study 10.6m²



LD691_15-W02 
LD691_30-W02 



LD691_15-W02
LD691_30-W02

This basic module is supplemented with a carport for parking a car and storing bicycles and a storage room. Beams in the carport provide extra space ideal for storing sports equipment.

01.hallway 4.8m²/ 02.corridor 4.6m²/ 03.laundry room/boiler room 0.8m²/ 04.dining room and living room 17m²/ 05.kitchen 10.2m²/ 06.single bedroom 8.5m²/ 07.single bedroom 8.1m²/ 08.Bathroom 3m²/ 09.Double bedroom 10.4m²/ 10.Terrace 15.2m²/ 11.carport 36m²



LD691_15-W01 
LD691_30-W01 

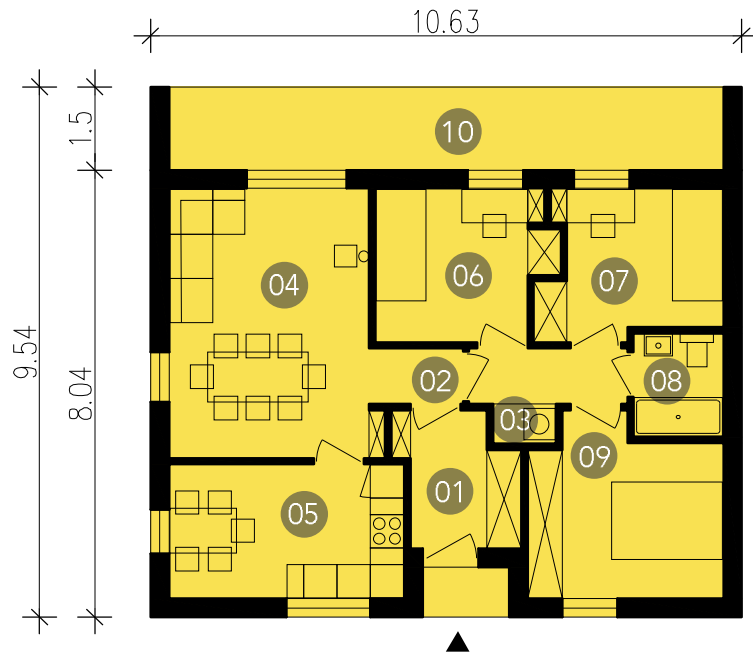


LD691_15-W01
LD691_30-W01

This basic module is supplemented with a carport for parking a car and storing bicycles and a storage room for tools. Between the storage room and the house there is an entrance going through the garden. Beams in the carport provide extra space ideal for storing sports equipment.

01.hallway 4.8m²/ 02.corridor 4.6m²/ 03.laundry room/boiler room 0.8m²/ 04.dining room and living room m²/ 05.kitchen 10.2m²/ 06.single bedroom 8.5m²/ 07.Single bedroom 8.1m²/ 08.bathroom 3m²/ 09.double bedroom 10.4m²/ 10.terrace 15.2m²/ 11.Carport 29.7m²/ 12.garden storage 4.9m²

LD691_15 
LD691_30 



LD691_15 LD691_30

The LD691 basic module allows you to effectively arrange three rooms and the kitchen giving a comfortable living space for a 2+2 family. The elements "hollowed" in the block such as roofed entrance and deck are finished with wooden panels.

The version with 30' roof has a possibility of converting the attic.

01.hallway 4.8m²/ **02.**corridor 4.6m²/ **03.**laundry room/boiler room 0.8m²/ **04.**dining room and living room 18m²/ **05.**kitchen 10.2m²/ **06.**single bedroom 8.5m²/ **07.**Single bathroom 8.1m²/ **08.**Bathroom 3m²/ **09.**double bedroom 10.4m²/ **10.**terrace 15m²